

Home

HDB profile

Timberdrape

Pleated

Softdrape

Wooden Shutters

Wooden Venetians

Click2Fit

SPS - Sun

Protection System

Motorisation

Sample service

Point of sale

How to Measure

Gallery

Contact Us

Wingspan

We are here to help you,  
please contact us with  
your enquiries.

**08450 78 68 78**  
**sales@hdbblinds.net**

lightandshade



Custom paint  
match timberdrape  
blinds, shutters  
and venetian blinds



## HDB profile

HDB was established in 1982 and specialised in the supply and installation of blinds for the healthcare market.


From the start the company worked closely with architects and specifiers and soon began supplying blinds for glazed roofs and conservatories.

The business rapidly expanded and HDB evolved into wholesaling to the conservatory blind specialists and interior designers of the day.

The emphasis has always been on quality of product and manufacture and flexibility of service. HDB will work on a supply only basis or will supply, measure and fit if required. HDB also has expertise in the design, application and installation of motorised systems.

We are always happy to discuss projects at an early stage and are able to quote from plans.

illuminate your blind spot



## Timberdrape - woven wooden blinds




Timberdrape blinds are environmentally friendly as all woods are sourced from managed forests.

Choose from an extensive range of **weaves and colour options** or choose your own custom colour.

All weaves may be lined for privacy or increased heat reduction. **Solarwood** is a unique solar reflective backing - reducing heat, light and UV transmissions.

All blinds are manual as standard but can be supplied **motorised** for push-button control.

### Natural weaves

suitable for custom finishing 

**NOTE: All Timberdrape fabrics are 2000mm width**



Nevada



Arizona



Price advantage weave



Kansas



Nebraska



Alabama



Painted

### Painted - full tone

Natural weaves may be painted using any standard Dulux Colour paint. We can also use most other paint manufacturers' products (shown on Arizona).



Washed

### Painted - washed

Popular on Alabama weave (as shown), providing attractive grain feature through paint colour.



Stained

### Stained

All natural weaves may be stained using standard stain colours. We also offer a "stain to match" service where when provided with a stain sample we will supply a colour sample for approval (shown on Nevada).



Lacquered

### Lacquered

All natural weaves may be lacquered to further enhance the grain characteristics of the natural product. The lacquered finish also provides extra wood protection against damp conditions (shown on Nebraska Pine).



### Borders

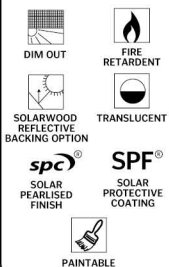
Blinds can be personalised by adding a second colour to create a border. Price = custom finishing price x number of colours used. Only available in natural weaves (shown on Kansas).



### Individual designs

Blinds can be individually created to meet specific design requirements. Price on application.

#### SYMBOLS

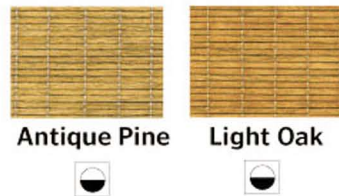


## Timberdrape - woven wooden blinds


### Arizona - pre-finished (painted) with option of solarwood




### Arizona - pre-finished (stained)



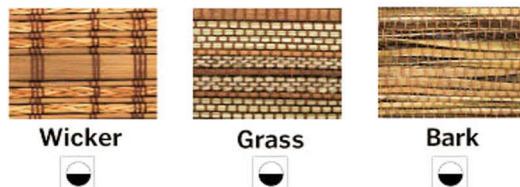
### Nebraska - pre-finished



### Hawaii - pre-finished



### Idaho



### Braids



## Timberdrape - woven wooden blinds

### Standard Toggles (include in quoted prices)



S1  
Supplied to match  
blind fabric



S2  
Supplied to match

### Designer Toggle £3.50 each



D1  
Stainless steel  
cylinder



D2  
Beech natural  
cylinder



D3  
Beech stained  
walnut cylinder



D4  
Chrome finished  
metal weight



D5  
Brass finished  
metal weight

### Connoisseur Toggle £11.50 each



C1  
Natural oak  
pebble shaped  
toggle



C2  
Painted spring  
steel toggle



C3  
Stainless steel  
& black leather  
toggle



C4  
Stainless steel  
& brown leather  
toggle

**Window Blind styles**



Roman - open



Roman - closed

**Roman**

Hangs straight when drawn and pulls up in folds when retracted. Pull cord - standard window blind price. Chain or electric operation - see extra charges.



Roll up - open



Roll up - closed

**Roll up**

Hangs straight when down and rolls up when retracted. Pull cord operation only. Standard window blind price.



Wooden bottom rail detail

**Bottom Rail**

Ash wooden bar finished to match blind colour.

**Window blind Headrail and operation choices** No visible headrail

**Pull cord - supplied with cord lock and cleat**



Model TWF-A  
Cord behind blind with no visible headrail



Model TWF-B  
Cord in front of blind with no visible headrail



Model TWF-C  
Pelmet with cord in front of blind - no visible headrail

**Feature wooden headrail** Pull cord - supplied with cordlock and cleat



Model TWF-D  
Cord behind blind with feature wooden headrail



Model TWF-E  
Cord in front of blind with feature wooden headrail



Model TWF-F  
Pelmet with cord in front of blind with feature wooden headrail

**chain**



Model TWH  
Chain operated with no visible headrail - Roman style only  
width surcharge

**motorised**



Model TWE  
Motorised with no visible headrail - Roman style only  
for pricing see motorisation

## Pleated Blinds




Pleated blinds lend strength, colour and style to any room.

HDB blinds are made with a 20mm pleat and can be supplied with a **reflective coating** to provide even more protection against unwanted light and heat.

Pleated blinds can be **motorised** for ease of use.

Pleated blinds fit in where other blinds stand out.


**Duette®**  
**Blackout**  
width 4500mm



**Duette®**  
**Duotone**  
width 4500mm  
reflective backed




**Inspirations** *spc*  
width 2100mm  
reflective backed



**Aura**



**Crush** *SPF*  
width 2200mm  
reflective backed



**Crush** *SPF*  
width 2200mm  
reflective backed



**Bali**



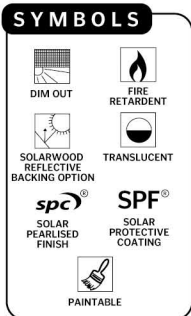
**Voile**



**Aspect**  
width 2300mm  
reflective backed



**Oscura**  
width 1500mm  
reflective backed




## Pleated blinds


**Stria** *spc*   
width 2000mm  
reflective backed



**Madrid** *spc*    
width 2000mm  
reflective backed



**Inspirations** Non  
SPC  
width 2100mm



### Cords

White

Soft Cream

Beige

Dark Brown

### Freehanging Window Blinds



PWF-M  
Pleated Window Blind  
freehanging cord  
pull/lock



PWE-M  
Pleated Window Blind  
freehanging electric  
pull/lock

## Pleated blinds

### Cord Tensioned Window Blinds



Type 1 with feet



Type 2 with rail



PSC-M Type 1



Handle

#### Model PSC-M

Single opening cord tensioned blind.  
Available as type 1 or 2 - please specify.



PSC-M2 Type 1



Handle

#### Model PSC-M2

Dual opening cord tensioned blind.  
Available as type 1 or 2 - please specify.  
See price list for width surcharge.



PSC-M3 Type 1



Handle

#### Model PSC-M3 Dual stack

Top part single opening - lower part dual opening.  
Available as type 1 or 2 - please specify.  
See price list for width surcharge.

### Roof Blinds



PRC-M  
Pleated Roof Blind  
Manual



Handle



Operating rod

**Model TRC cord tensioned roof blind  
with rod operation.**

**For non rectangular shape  
possibilities refer to shapes page.**



PRE-M  
Pleated Roof Blind  
Motorised

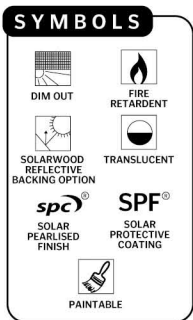


Motorisation

**Model TRE motorised blind incorporating  
Somfy technology.**



Softdrape roman blinds - the gentler approach to shading. Offering a more contemporary style than traditional blinds. Softdrape looks equally good in the home or conservatory. Unique Softfold option for window blinds.



**Tuscany**



**Montana**



**Nevada**




**Corduroy**



**Camico**



**Napoli**



**Madison**



**Window blind styles:**



**Classic**

Standard style with a clean, panel design - ideal for any contemporary interior.



**Softfold**

A bloused style that create an opulent feel for any room setting. (refer to price list for extra cost).

### Model types - no visible headrail



#### Model A

Cordlock operation with cord positioned behind the blind.



#### Model B

Cordlock operation with cord positioned in front of the blind through eyelet. Eyelet available in silver or brass coloured finish.



#### Model C

Cordlock operation with cord positioned in front of the blind with matching pelmet.

### Bottom Bar detail



Bottom rail is covered in blind cloth as standard.



Operating rod extendable



Handle

Cord tensioned, rod operating blinds (SRC Model).



Motorised using Somfy components.




Wooden shutters can look equally at home in a chic, urban interior or a country cottage.

HDB provide a range of natural wood or custom painted finishes to match any interior.

Click on our specialist shutters catalogue for details of colour ranges, sizes, and everything you need to know to order your shutters.



100	Pearwood	215	Cordovan
101	Banister Beige	216	Rosewood
102	Winter White	217	Paprika
103	Maple Sugar	218	Plum Mahogany
104	Tuscan Rose	219	Mahogany
105	Hermitage Green	020	Black
106	Provence Blue	019	String
107	Beechwood	018	Sable
108	Rustic Gray	016	Butter
109	Weathered Teak	015	Ecru
110	Limed White	014	Alabaster
200	Natural	013	Bisque
201	Honey	012	Crisp Linen
202	Golden Oak	011	Cameo
203	Autumn Maple	010	Dover White
204	Oak Mantel	009	Creamy
205	Golden Rod	008	Marshmallow
206	Pecan	007	Ivory Lace
207	Nutmeg	006	Pearl
208	Warm Chestnut	005	Modern White
209	Bright Cherry	004	Bright White
210	Orangewood	003	Silk White
211	Cherry	002	Extra White
212	Dark Teak	001	Pure White
213	Armoire Hickory		
214	Cocoa		






Providing style and practicality HDB wooden Venetian blinds grace any interior style.

Our venetian blinds are available in a range of natural wood or custom painted finishes.

Click on our specialist Wooden venetian blind catalogue for details etc...



- |     |                 |     |               |
|-----|-----------------|-----|---------------|
| 100 | Pearwood        | 215 | Cordovan      |
| 101 | Banister Beige  | 216 | Rosewood      |
| 102 | Winter White    | 217 | Paprika       |
| 103 | Maple Sugar     | 218 | Plum Mahogany |
| 104 | Tuscan Rose     | 219 | Mahogany      |
| 105 | Hermitage Green | 020 | Black         |
| 106 | Provence Blue   | 019 | String        |
| 107 | Beechwood       | 018 | Sable         |
| 108 | Rustic Gray     | 016 | Butter        |
| 109 | Weathered Teak  | 015 | Ecru          |
| 110 | Limed White     | 014 | Alabaster     |
| 200 | Natural         | 013 | Bisque        |
| 201 | Honey           | 012 | Crisp Linen   |
| 202 | Golden Oak      | 011 | Cameo         |
| 203 | Autumn Maple    | 010 | Dover White   |
| 204 | Oak Mantel      | 009 | Creamy        |
| 205 | Golden Rod      | 008 | Marshmallow   |
| 206 | Pecan           | 007 | Ivory Lace    |
| 207 | Nutmeg          | 006 | Pearl         |
| 208 | Warm Chestnut   | 005 | Modern White  |
| 209 | Bright Cherry   | 004 | Bright White  |
| 210 | Orangewood      | 003 | Silk White    |
| 211 | Cherry          | 002 | Extra White   |
| 212 | Dark Teak       | 001 | Pure White    |
| 213 | Armoire Hickory |     |               |
| 214 | Cocoa           |     |               |



## Clicktofit Window blinds - no screws system



Clicktofit is a range of conservatory or interior blinds that can be fitted without the need to drill. The unique system fits effortlessly and neatly to a slim window profile and produces up to 40% less stacking depth when retracted than similar blind systems. They are particularly suited to opening french doors, windows, tilt and turn and velux style windows.


no drills no screws no holes no gaps no worries

### Frame colours

white

brown

### Standard models



#### **BB10c**

Single opening blind which can be installed for the blind to either pull from the top or bottom of the window as required.



#### **BB24c**

Double opening blind which can be opened from the top or the bottom of the window offering complete flexibility.



#### **BB30c**

Double blind option giving you the choice of translucent and blackout fabric within one frame.

## Brackets

### For models A, B, C



No visible headrail  
bracket No 12  
silver



Top fix  
Bracket No 1  
Standard spring clip top  
fix bracket.  
White  
Soft Cream  
Old Cream  
Brown



Heavy duty face fix  
Bracket No 2  
30mm x 40mm  
White  
Soft Cream  
Old Cream  
Brown



Extended face fix  
Bracket No 3  
65mm x 40mm  
White  
Soft Cream  
Old Cream  
Brown



In between bar  
Bracket No 4  
For recess fixing - made to suit  
individual requirements  
White  
Soft Cream  
Old Cream  
Brown



In between bar  
Bracket No 6  
Suitable for 100mm headrail  
White RBW  
Old Cream RBC  
Brown RBB



Angle profile no 7  
30mm angle, supplied to  
specified lengths  
Maximum length 4500mm  
White APW  
Old Cream APC  
Brown APB  
£4.94 per metre

### For models D, E, F



Feature wooden headrail  
Bracket No 5



Standard sidecard  
fixing  
White  
Soft Cream  
Old Cream  
Brown



Circular wire fixing no 8  
White  
Black  
Grey



Circular wire fixing no 9  
Stacking for Duetto  
White  
Black  
Grey



Angle profile deluxe no 10  
Supplied to specified lengths  
Max length 4500  
White  
Soft Cream  
Old Cream  
Brown  
£9.77 per metre



Standard recess bracket no 11  
For recess fitting with no 10  
White  
Cream  
Brown

## Roof blind - shapes

**Maximum/minimum sizes information:**

**Moving rail widths:**

**manual -**

minimum 100mm  
maximum 1400mm

**electric -**

minimum 150mm  
maximum 1400mm

**Minimum blind widths:**

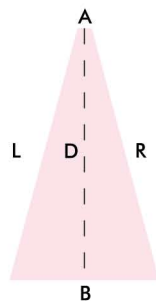
**manual -**

minimum 200mm

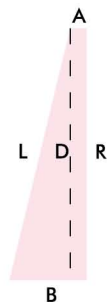
**electric -**

minimum 350mm

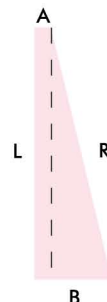
**Maximum recommended size not more than  $3.5m^2$**



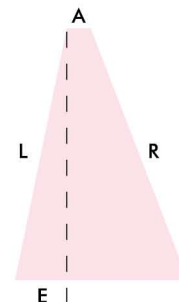
EQUAL APEX  
Shape A



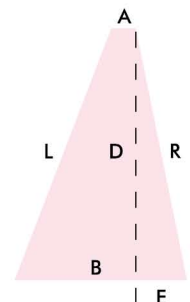
RIGHT ANGLE  
Shape B



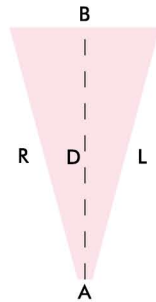
RIGHT ANGLE  
Shape C



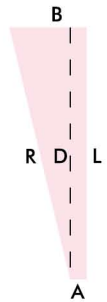
UNEQUAL APEX  
Shape D



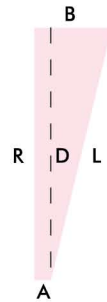
UNEQUAL APEX  
Shape E



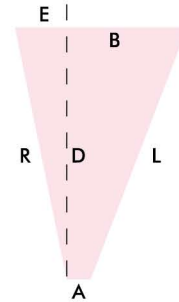
INVERTED  
EQUAL APEX  
Shape A1



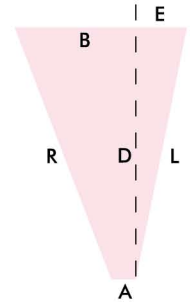
INVERTED  
ANGLE RIGHT  
Shape B1



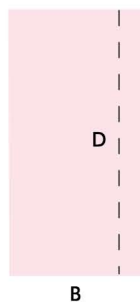
INVERTED  
UNEQUAL APEX  
Shape C1



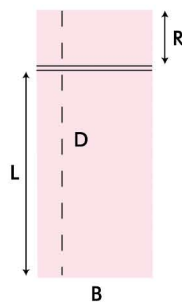
INVERTED  
UNEQUAL APEX  
Shape D1



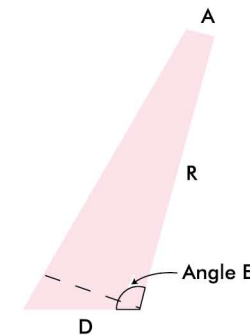
INVERTED  
UNEQUAL APEX  
Shape E1



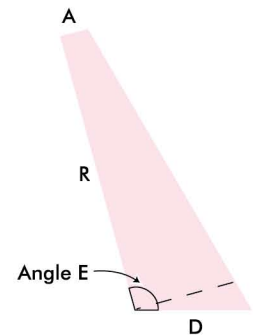
RECTANGLES  
Shape M



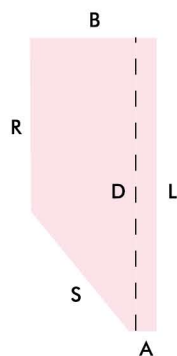
BI-PART  
Shape M1



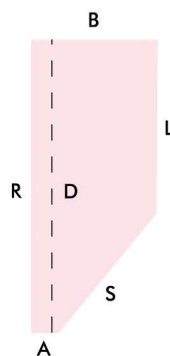
OBTUSE COMBINATION  
Shape G



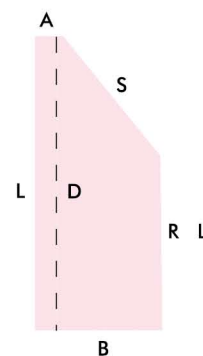
OBTUSE COMBINATION  
Shape H



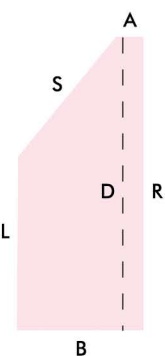
INVERTED  
Shape N



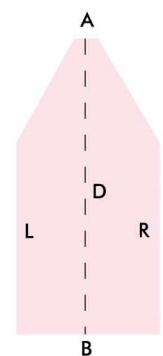
INVERTED  
Shape P



RIGHT TOP  
Shape R



LEFT TOP  
Shape S



APEX TOP  
Shape T

## Window blinds - shapes

### Notes:

Maximum recommended size for manual and electric blinds is 3.5m<sup>2</sup>

### Note on wider blinds:

Due to the nature of the blind material, the fabric of blinds wider than 1000mm may sag across the width.

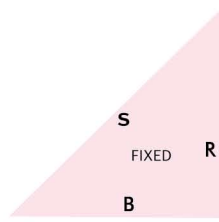
### Maximum/minimum sizes for electric blinds:

Min width 600mm

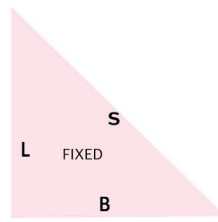
Max width 2000mm

Max height 2500mm

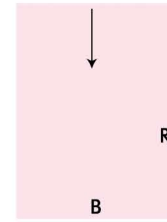
All blinds over 4.1m<sup>2</sup> will require an extra motor (see price list).



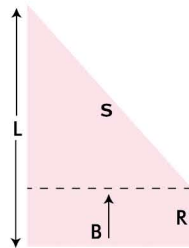
Shape B



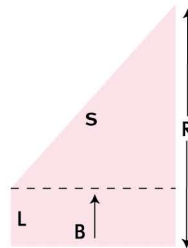
Shape C



Shape M



Shape R1



Shape S1

Designed to meet the advancements in construction technology, our Sun Protection System (SPS) can be used for large areas of glazing, particularly in spacious conservatories and atria.

The desirability of maximising natural daylight brings with it attendant problems of excessive heat in the summer, heat loss in winter and glare all year round. Though shading provision may be straightforward the need to operate a large number of blinds individually may render some options unsuitable. Our Sun Protection System tackles all these issues.



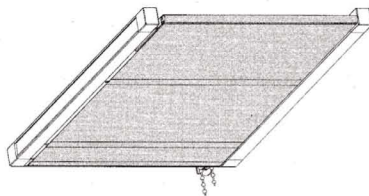
The system works by using rods which run freely between the side channels. This eliminates the need for guide wires on rectangular blinds and leaves the glass completely clear when the fabric is retracted.



An area 2.5m x 14m can be covered with one blind. Alternatively, by using smaller blinds coupled together, it is possible to operate an area up to 36 square metres from one control. Control options include bead chain, crank rod or motorised. In the latter case, a number of motors may be linked together making the area operable from one switch almost unlimited.

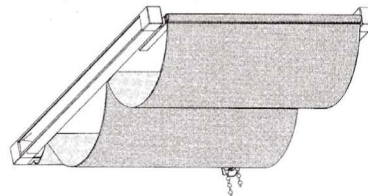


Can be used in conjunction with Timberdrape weaves and a wide selection of other fabrics providing complete dim-out to an almost translucent effect.



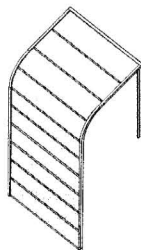
**SPS 100**

Roman style blind with flat fabric supported by aluminium bars

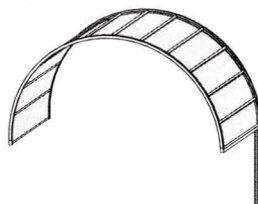


**SPS 200**

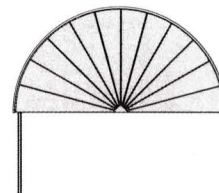
Roman style blind with bloused fabric supported by aluminium bars



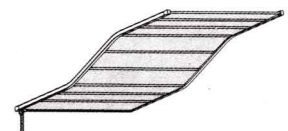
**SPS 112**



**SPS120**



**SPS130**



**SPS117**



**Talk to us about motorised blinds**  
- we are experts in the field.

Motorised blinds add style and elegance to any interior aside from the practical ease of use.

HDB is a specialist in this area and is able to offer advice and quote from plans for the provision of motorised blinds. The company also offers a complete measure and fit service if required.

All motorised blinds are powered by 2.4 volt motors at 12 watt consumption. All electrical components are Somfy RS RT3 standard.

Extra cost per blind for motorisation - £173.00.



### Transformer

150mm x 150mm x 50mm  
Up to four blinds can be operated by one transformer.  
£230.00



### Telis 4 Handset

(up to 5 channels) also available as Telis 1 with one channel.  
£77.00



### Wall Switch

(1 channel)  
£112.00